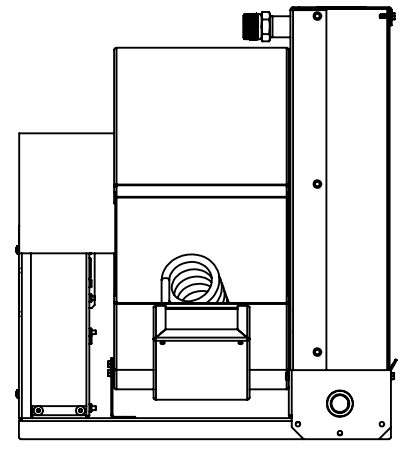
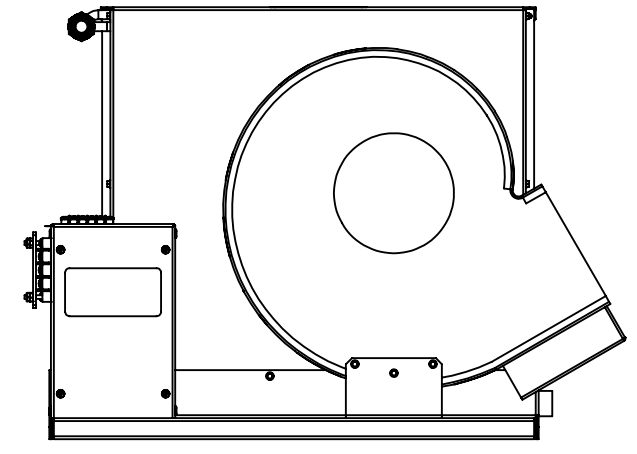
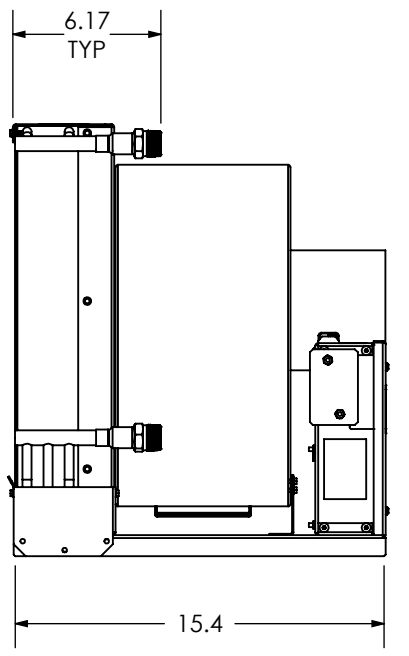
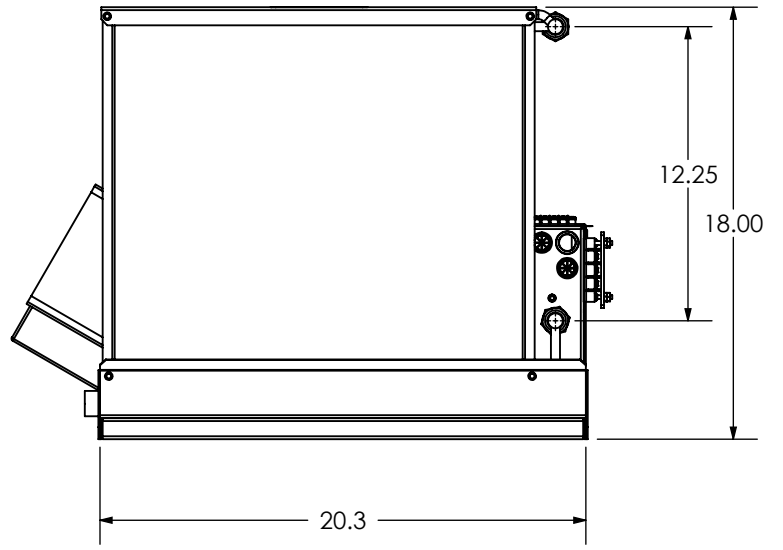
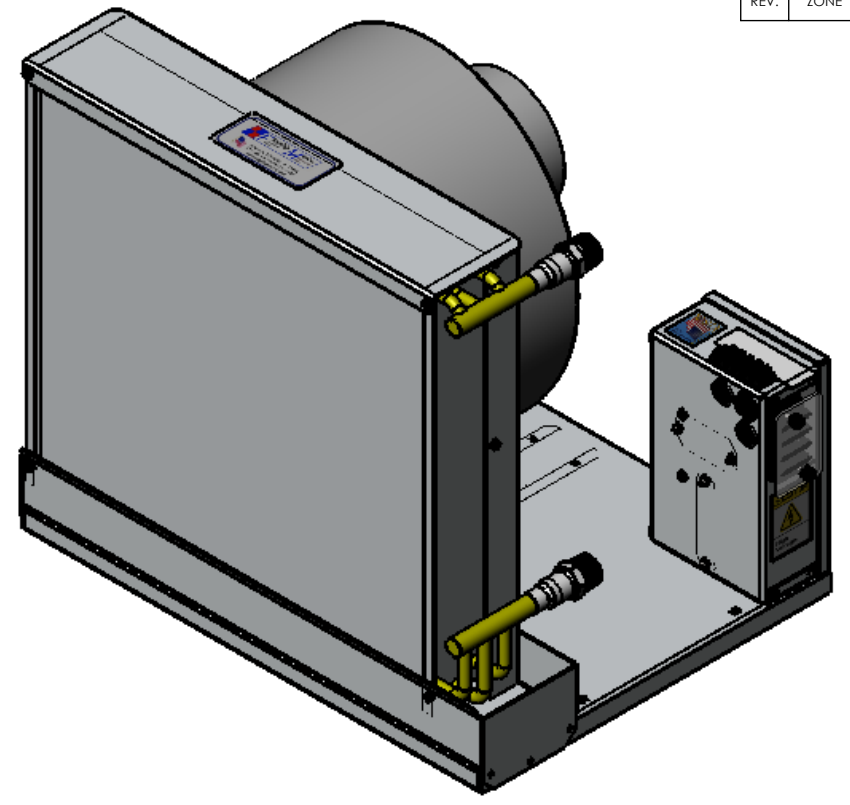
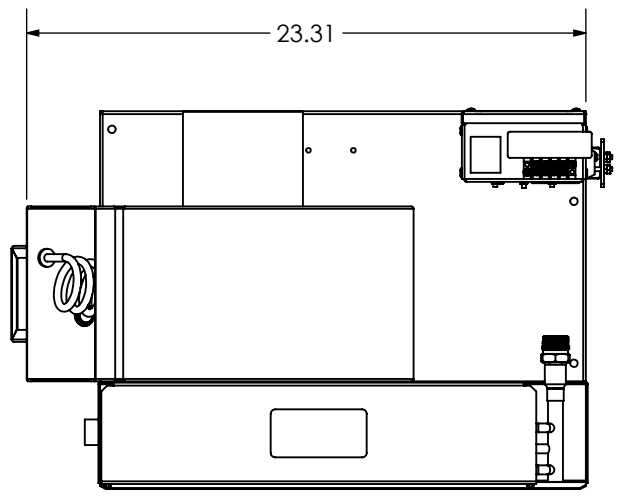


FLAGSHIP MARINE, INC.				
REV.	ZONE	DESCRIPTION	DATE	ENG APPROVAL



2. PREFERRED LIMITS AND FITS PER ANSI B4.1 (INCHES).  
 1. DIMENSIONING & TOLERANCING PER ASME Y14.5M.  
 NOTES:

**Flagship Marine**  
 Components Division

**FLAGSHIP MARINE, INC.**  
 2427 SE DIXIE HIGHWAY  
 STUART | FLORIDA | 34996 | USA  
 (772) 283-1609 | (800) 319-6426  
 FAX (772) 283-4611

**PROPRIETARY AND CONFIDENTIAL**

THIS DOCUMENT CONTAINS INFORMATION PROPRIETARY TO FLAGSHIP MARINE, INC. NO PART MAY BE REPRODUCED, USED IN ANY FORM, OR STORED ELECTRONICALLY WITHOUT THE WRITTEN PERMISSION OF FLAGSHIP MARINE, INC.

		UNLESS OTHERWISE SPECIFIED:		NAME	DATE
		DIMENSIONS ARE IN INCHES	DRAWN	SWC	4/29/2009
		TOLERANCES:	CHECKED	TCM	-
		FRACTIONS ± 1/32	ENG APPR.	TCM	-
		ANG: MACH ± 0°30' BEND ± 2°	MFG APPR.	TCM	-
		DECIMALS .XX ± .01	Q.A.	EAS	-
		.XXX ± .005			
		HOLE Ø .XX ± .005			
		INTERPRET GEOMETRIC TOLERANCING PER: ASME Y14.5M			
		MATERIAL	PERP	±	.003/IN
			STRAIGHTNESS	—	.005/IN
			FLATNESS	▭	.005/IN
		FINISH	THREADS:		
NEXT ASSY	USED ON		EXTERNAL - CLASS 2A		
			INTERNAL - CLASS 2B		
			MACHINED SURFACES: ✓ U.O.S		
APPLICATION		DO NOT SCALE DRAWING			

TITLE: <b>ASSEMBLY, CHILLED WATER, FAN COIL, FM24CWFC</b>		
PART NO. <b>20081-001</b>		
SIZE <b>B</b>	DWG. NO. <b>FM20081</b>	REV <b>-</b>
OLD PART NO. -		
SCALE: 1:8	WGT: 80.72 LBS	SHEET 1 OF 1