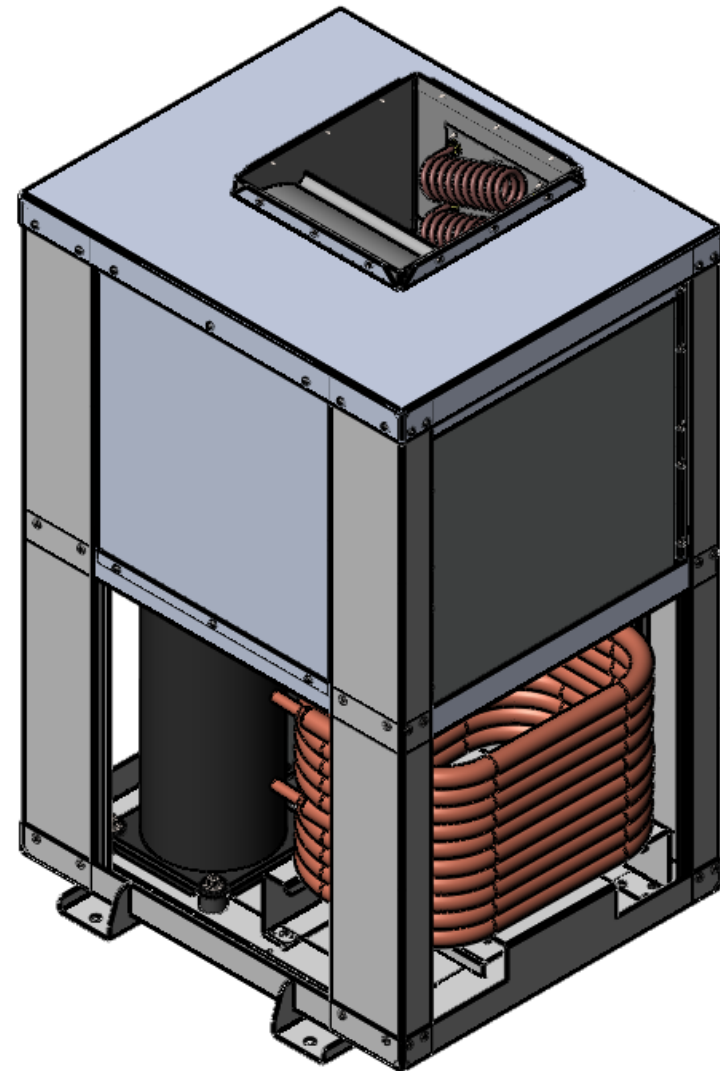


PART NUMBER	DESCRIPTION
20049-001	ASSEMBLY, AIR CONDITIONER FMAC60S-V, TOP, 230V
20049-011	ASSEMBLY, AIR CONDITIONER FMAC60S-V, TOP, 230V, WITH OPTIONAL HEAT

FLAGSHIP MARINE, INC.				
REV.	ZONE	DESCRIPTION	DATE	ENG APPROVAL
02		-001 & -011 ITEM #1 QTY 88 WAS 104, ITEM #6 QTY 98 WAS 114; ALL CONFIGS ITEM #6 QTY 56 WAS 24	2/22/2012	
03		UPDATED COMPRESSOR; UPDATED DIMENSIONS; REMOVED DIMENSIONS FROM DESCRIPTIONS; REMOVED PRELIMINARY STAMP	7/17/2013	
04		CHANGED COMPONENT MATERIAL, MADE SHORTER	7/6/2015	



20049-011 SHOWN  
SEE SHEET 3 OF 4 FOR DIMENSIONS

27	80051-001	WELDMENT, DRAIN PAN, AIR CONDITIONER, FMAC60S-V	1	1
26	80050-001	WELDMENT, BASE, AIR CONDITIONER, FMAC60S-V	1	1
25	70169-001	FABRICATION, LID, ENCLOSURE, HEATER COIL, AIR CONDITIONER, FM48S - FM180S	-	1
24	70168-001	FABRICATION, ENCLOSURE, HEATER COIL, AIR CONDITIONER, FM48S - FM180S	-	1
23	70081-001	FABRICATION, BRACKET, BLOWER, FM48/60/72/96/120/144/180	2	2
22	70059-001	FABRICATION, PANEL, CLOSE OUT, AIR CONDITIONER, FMAC60S-V	2	2
21	70058-001	FABRICATION, PANEL, ACCESS, AIR CONDITIONER, FMAC60S-V	2	2
20	70053-002	FABRICATION, PANEL, CORNER, AIR CONDITIONER, FMAC60S-V	2	2
19	70053-001	FABRICATION, PANEL, CORNER, AIR CONDITIONER, FMAC60S-V	2	2
18	70051-001	FABRICATION, LID, AIR CONDITIONER, FMAC60S-V	1	1
17	60655-001	NUT, 3/8-16 FINISH NUT, 18-8 SS	4	4
16	60637-001	WASHER, 3/8 SPLIT LOCK, 18-8 SS	4	4
15	60534-001	WASHER, 3/8 X 1 1/4 FENDER WASHER, 18-8 SS	4	4
14	60533-001	RIVET, 3/16" DIA. .062-.125" GRIP RANGE, SSB6-2S	42	42
13	60527-001	SELF TAP, #8 X 1/2 HWH SELF DRILL 18-8 SS	40	50
12	60517-001	SCREW, #8-32 X 3/8" PAN HEAD MACHINE SCREW, #2 DRIVE PHILLIPS, 18-8 SS	40	44
11	60263-001	COMPRESSOR, SCROL, SERIES ZR54, 1PH, 60 Hz, 208-230V	1	1
10	60216-001	EVAPORATOR, 36000 MBTU, 17.50HX18.13W, 3 ROW	2	2
9	60131-001	GROMMET, 11/16" PUSH-IN LOCKING, NYLON	2	3
8	60071-001	STANDOFF, .385 ID X 1.406 OD X 1.00 THK, 70 DURO EPDM BLACK	4	4
7	60070-001	WASHER, .385 ID X 1.406 OD X .25 THK, 60 DURO EPDM BLACK	4	4
6	60062-001	THERMAL LIMIT SWITCH, 130 DEGREE	-	1
5	60060-001	THERMAL LIMIT SWITCH, 110 DEGREE	-	2
4	60039-001	HEATER ELEMENT, COIL, 66"L, 8MM, 3000W, 240VAC, DBL END THRD BULKHEAD	-	2
3	60014-001	BLOWER, PSC, FORWARD CURVE, DIRECT DRIVE, WHEEL DIA 13", DAYTON 1XJY4	1	1
2	50007-001	DETAIL, TUBING, AIR CONDITIONER, FM60S-V	2	2
1	20016-001	ASSEMBLY, CONTROL BOX, SELF CONTAINED, A/C, 230-460/1/60, 48K-120K UNIVERSAL	1	1

ITEM NO.	PART NUMBER	DESCRIPTION	20049-001/QTY.	20049-011/QTY.
----------	-------------	-------------	----------------	----------------

4. NO DEVIATION FROM THIS DESIGN WILL BE ACCEPTED WITHOUT THE PRIOR WRITTEN CONSENT OF FLAGSHIP MARINE, INC. (NINGUNA DESVIACION SE PERMITERA SIN AUTORIZACION ESCRITA PREVIA DE FLAGSHIP MARINE, INC.)

3. NO SHARP EDGES PERMITTED.

2. PREFERRED LIMITS AND FITS PER ANSI B4.1 (INCHES).

1. DIMENSIONING & TOLERANCING PER ASME Y14.5M.

NOTES:

**Flagship Marine**  
**FLAGSHIP MARINE, INC.**  
 2427 SE DIXIE HIGHWAY  
 STUART | FLORIDA | 34996 | USA  
 (772) 283-1609 | (800) 316-6426  
 FAX (772) 283-4611

**PROPRIETARY AND CONFIDENTIAL**  
 THIS DOCUMENT CONTAINS INFORMATION PROPRIETARY TO FLAGSHIP MARINE, INC. NO PART MAY BE REPRODUCED, USED IN ANY FORM, OR STORED ELECTRONICALLY WITHOUT THE WRITTEN PERMISSION OF FLAGSHIP MARINE, INC.

UNLESS OTHERWISE SPECIFIED:		NAME	DATE
DIMENSIONS ARE IN INCHES		DRAWN	SWC 8/2/2010
TOLERANCES:		CHECKED	TCM -
FRACTIONS ± 1/32		ENG APPR.	TCM -
ANG: MACH ± 0°30' BEND ± 2°		MFG APPR.	TCM -
DECIMALS .XX ± .01		Q.A.	EAS -
.XXX ± .005			
HOLE Ø .XX ± .005			
INTERPRET GEOMETRIC TOLERANCING PER: ASME Y14.5M			
MATERIAL	PER PART	PERP	± .003/IN
		STRAIGHTNESS	± .005/IN
		FLATNESS	± .005/IN
		THREADS:	
		EXTERNAL - CLASS 2A	
		INTERNAL - CLASS 2B	
		MACHINED SURFACES: ✓ U.O.S	
FINISH	NONE		
NEXT ASSY	USED ON		
APPLICATION	DO NOT SCALE DRAWING		

TITLE: ASSEMBLY, AIR CONDITIONER FMAC60S-V, TOP

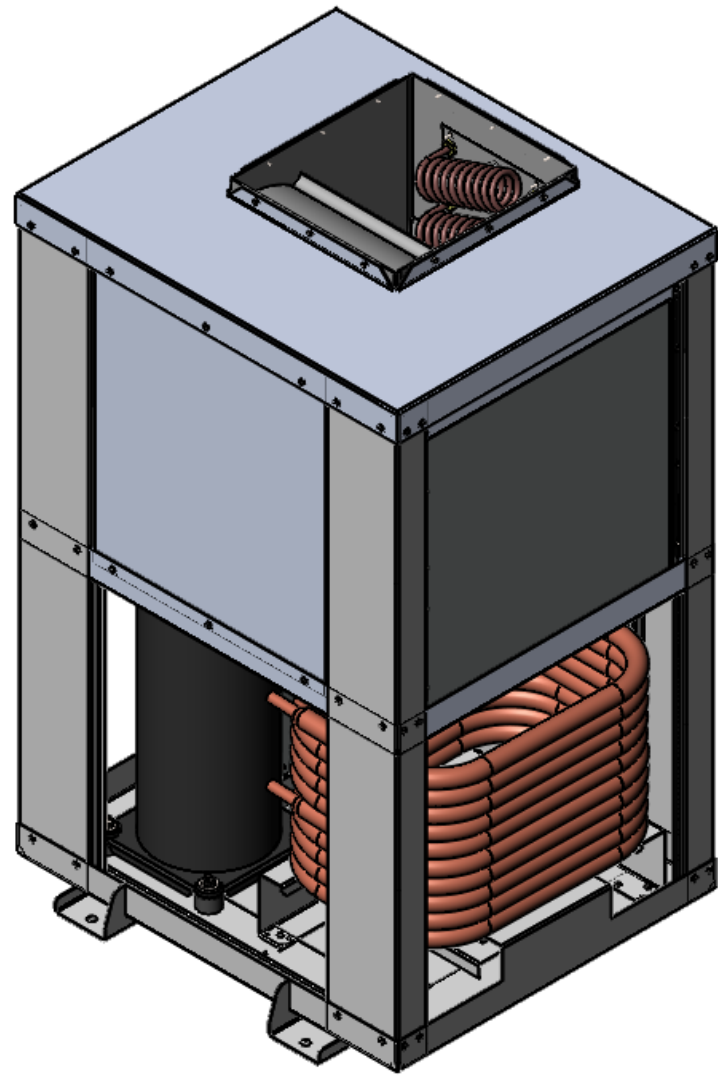
PART NO. 20049-0X1

SIZE DWG. NO. REV  
**B** **FM20049** **04**

OLD PART NO. -

SCALE: 1:10 | WGT: 533.59 LBS | SHEET 1 OF 4

PART NUMBER	DESCRIPTION
20049-002	ASSEMBLY, AIR CONDITIONER FMAC60S-V, SIDE, 230V
20049-012	ASSEMBLY, AIR CONDITIONER FMAC60S-V, TOP, 230V, WITH OPTIONAL HEAT



**20049-012 SHOWN  
SEE SHEET 4 OF 4 FOR DIMENSIONS**

27	80051-001	WELDMENT, DRAIN PAN, AIR CONDITIONER, FMAC60S-V	1	1
26	80050-001	WELDMENT, BASE, AIR CONDITIONER, FMAC60S-V	1	1
25	70169-001	FABRICATION, LID, ENCLOSURE, HEATER COIL, AIR CONDITIONER, FM48S - FM180S	-	1
24	70168-001	FABRICATION, ENCLOSURE, HEATER COIL, AIR CONDITIONER, FM48S - FM180S	-	1
23	70081-002	FABRICATION, BRACKET, BLOWER, FM48/60/72/96	2	2
22	70059-001	FABRICATION, PANEL, CLOSE OUT, AIR CONDITIONER, FMAC60S-V	2	2
21	70058-001	FABRICATION, PANEL, ACCESS, AIR CONDITIONER, FMAC60S-V	2	2
20	70053-002	FABRICATION, PANEL, CORNER, AIR CONDITIONER, FMAC60S-V	2	2
19	70053-001	FABRICATION, PANEL, CORNER, AIR CONDITIONER, FMAC60S-V	2	2
18	70051-001	FABRICATION, LID, AIR CONDITIONER, FMAC60S-V	1	1
17	60655-001	NUT, 3/8-16 FINISH NUT, 18-8 SS	4	4
16	60637-001	WASHER, 3/8 SPLIT LOCK, 18-8 SS	4	4
15	60534-001	WASHER, 3/8 X 1 1/4 FENDER WASHER, 18-8 SS	4	4
14	60533-001	RIVET, 3/16" DIA. .062-.125" GRIP RANGE, SSB6-2S	42	42
13	60527-001	SELF TAP, #8 X 1/2 HWH SELF DRILL 18-8 SS	40	50
12	60517-001	SCREW, #8-32 X 3/8" PAN HEAD MACHINE SCREW, #2 DRIVE PHILLIPS, 18-8 SS	40	44
11	60263-001	COMPRESSOR, SCROL, SERIES ZR54, 1PH, 60 Hz, 208-230V	1	1
10	60216-001	EVAPORATOR, 36000 MBTU, 17.50HX18.13W, 3 ROW	2	2
9	60131-001	GROMMET, 11/16" PUSH-IN LOCKING, NYLON	2	3
8	60071-001	STANDOFF, .385 ID X 1.406 OD X 1.00 THK, 70 DURO EPDM BLACK	4	4
7	60070-001	WASHER, .385 ID X 1.406 OD X .25 THK, 60 DURO EPDM BLACK	4	4
6	60062-001	THERMAL LIMIT SWITCH, 130 DEGREE	-	1
5	60060-001	THERMAL LIMIT SWITCH, 110 DEGREE	-	2
4	60039-001	HEATER ELEMENT, COIL, 66"L, 8MM, 3000W, 240VAC, DBL END THRD BULKHEAD	-	2
3	60014-001	BLOWER, PSC, FORWARD CURVE, DIRECT DRIVE, WHEEL DIA 13", DAYTON 1XJY4	1	1
2	50007-001	DETAIL, TUBING, AIR CONDITIONER, FM60S-V	2	2
1	20016-001	ASSEMBLY, CONTROL BOX, SELF CONTAINED, A/C, 230-460/1/60, 48K-120K UNIVERSAL	1	1

ITEM NO.	PART NUMBER	DESCRIPTION	20049-002/QTY.	20049-012/QTY.
----------	-------------	-------------	----------------	----------------

4. NO DEVIATION FROM THIS DESIGN WILL BE ACCEPTED WITHOUT THE PRIOR WRITTEN CONSENT OF FLAGSHIP MARINE, INC. (NINGUNA DESVIACION SE PERMITERA SIN AUTORIZACION ESCRITA PREVIA DE FLAGSHIP MARINE, INC.)
3. NO SHARP EDGES PERMITTED.
2. PREFERRED LIMITS AND FITS PER ANSI B4.1 (INCHES).
1. DIMENSIONING & TOLERANCING PER ASME Y14.5M.

NOTES:

**Flagship Marine**  
**FLAGSHIP MARINE, INC.**  
 2427 SE DIXIE HIGHWAY  
 STUART | FLORIDA | 34996 | USA  
 (772) 283-1609 | (800) 316-6426  
 FAX (772) 283-4611

**PROPRIETARY AND CONFIDENTIAL**

THIS DOCUMENT CONTAINS INFORMATION PROPRIETARY TO FLAGSHIP MARINE, INC. NO PART MAY BE REPRODUCED, USED IN ANY FORM, OR STORED ELECTRONICALLY WITHOUT THE WRITTEN PERMISSION OF FLAGSHIP MARINE, INC.

UNLESS OTHERWISE SPECIFIED:		NAME	DATE
DIMENSIONS ARE IN INCHES		DRAWN	SWC 8/2/2010
TOLERANCES:		CHECKED	TCM -
FRACTIONS ± 1/32		ENG APPR.	TCM -
ANG: MACH ± 0°30' BEND ± 2°		MFG APPR.	TCM -
DECIMALS .XX ± .01		Q.A.	EAS -
.XXX ± .005			
HOLE Ø .XX ± .005			
INTERPRET GEOMETRIC TOLERANCING PER: ASME Y14.5M			
MATERIAL	PER PART	PERP	± .003/IN
		STRAIGHTNESS	— .005/IN
		FLATNESS	▭ .005/IN
		THREADS:	
		EXTERNAL - CLASS 2A	
		INTERNAL - CLASS 2B	
FINISH	NONE	MACHINED SURFACES:	✓ U.O.S
NEXT ASSY	USED ON		
APPLICATION	DO NOT SCALE DRAWING		

**FLAGSHIP MARINE, INC. BILL OF MATERIALS**

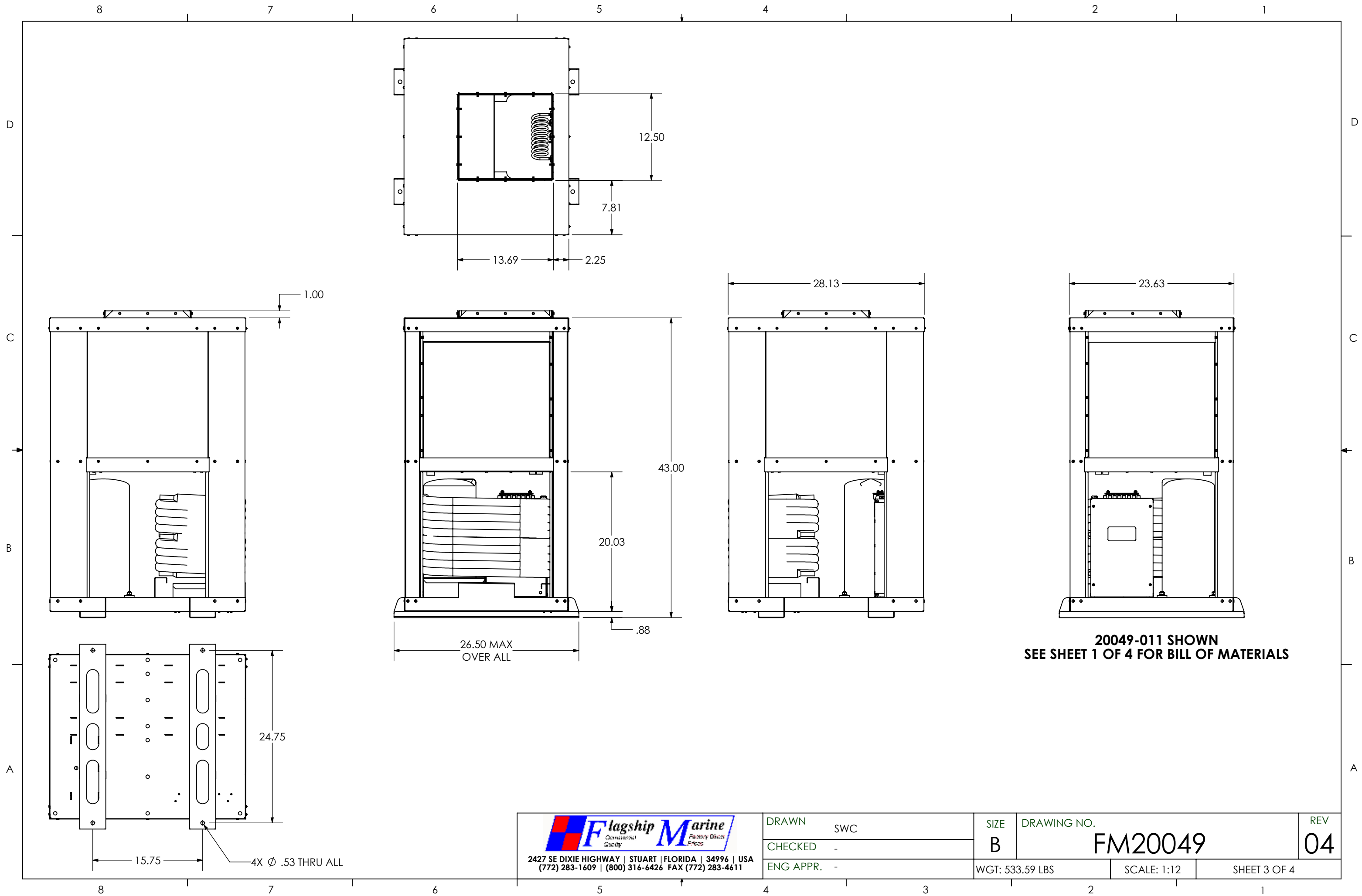
TITLE: ASSEMBLY, AIR CONDITIONER FMAC60S-V, SIDE

PART NO. 20049-0X2

SIZE DWG. NO. REV  
**B** FM20049 **04**

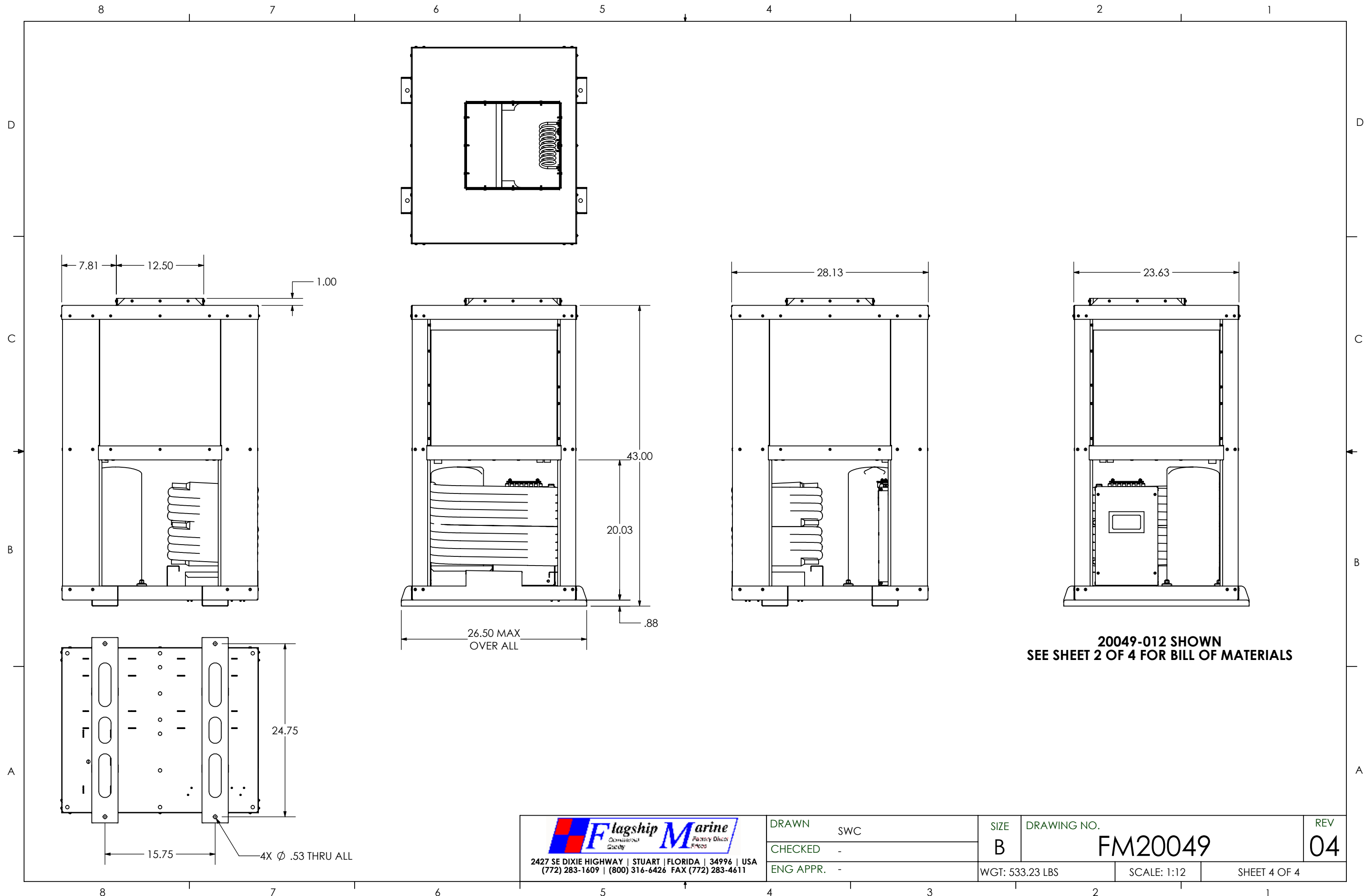
OLD PART NO. -

SCALE: 1:10 | WGT: 533.23 LBS | SHEET 2 OF 4




**Flagship Marine**  
 COMMERCIAL QUALITY POWER DIESEL ENGINES  
 2427 SE DIXIE HIGHWAY | STUART | FLORIDA | 34996 | USA  
 (772) 283-1609 | (800) 316-6426 FAX (772) 283-4611

DRAWN	SWC	SIZE	DRAWING NO.	REV
CHECKED	-	B	FM20049	04
ENG APPR.	-	WGT: 533.59 LBS	SCALE: 1:12	SHEET 3 OF 4



**20049-012 SHOWN  
SEE SHEET 2 OF 4 FOR BILL OF MATERIALS**

 <p><b>Flagship Marine</b> COMMERCIAL QUALITY</p> <p>2427 SE DIXIE HIGHWAY   STUART   FLORIDA   34996   USA (772) 283-1609   (800) 316-6426 FAX (772) 283-4611</p>	DRAWN	SWC	SIZE	DRAWING NO.	REV
	CHECKED	-	B	<b>FM20049</b>	<b>04</b>
ENG APPR.	-	WGT: 533.23 LBS	SCALE: 1:12	SHEET 4 OF 4	